

Instructions for using the ECAC forum

Overview of registration, login and application

If you have any questions, please contact the administrator or ECAC Office.

26.01.2024
Version: 2.0

Applications overview

The forum can be accessed via the ECAC website:

- 1 Before you can use the forum, you must register. After checking your contact details, your account will be activated and you can use the forum.

Note: Help for registration can be found on page 3.

- 2 Log in to the forum with your account details. Creating posts and comments in the individual categories is possible as well as being notified about activities.

Note : For help in logging in, see page 6.

- 3 Change account settings: You have the possibility to change your account afterwards as well as to make different settings.

Note : For help with account setting changes, please go to page 7.

- 4 Info on how to use the ECAC forum. Creation of posts, comments in the various categories, page 11.

Registration

1

phpBB forum software ECAC - Forum
European Center for Aerosol Calibration and Characterization

Search... [Q] [G]

Quick links [F] FAQ

Home < Board index

It is currently Wed Jul 07, 2021 6:26 pm

ECAC OFFICE	TOPICS	POSTS	LAST POST
Questions to ECAC-Office Website, Forum, Blog, Workshops, Applications,others	2	2	modify profile by Kay Weinhold [M] Mon Jun 21, 2021 4:58 pm

You agree not to post any abusive, obscene, vulgar, slanderous, hateful, threatening, sexually-orientated or any other material that may violate any laws be it of your country, the country where "ECAC - Forum" is hosted or International Law. Doing so may lead to you being immediately and permanently banned, with notification of your Internet Service Provider if deemed required by us. The IP address of all posts are recorded to aid in enforcing these conditions. You agree that "ECAC - Forum" have the right to remove, edit, move or close any topic at any time should we see fit. As a user you agree to any information you have entered to being stored in a database. While this information will not be disclosed to any third party without your consent, neither "ECAC - Forum" nor phpBB shall be held responsible for any hacking attempt that may lead to the data being compromised.

I agree to these terms I do not agree to these terms

Home < Board index [E] Contact us [D] Delete cookies All times are UTC

Register: Here you can register for the forum.

Forum Conditions : Please read and confirm the terms and conditions of the forum.

Registration

1

ECAC - Forum - Registration

Please note that you will need to enter a valid email address before your account is activated. The administrator will review your account and if approved you will receive an email at the address you specified.

Username:
Length must be between 3 characters and 20 characters.

Password:
Must be at least 6 characters long.

Confirm password:

Email address:

Language:

My timezone:

The items marked with * are required profile fields and need to be filled out.

First Name: *

Last Name: *

Institute/Company: *

Country:

City:

Affiliation: *
Please, indicate your affiliation.

Reason of participation: *
Please indicate what you want to get from this forum.

Infos:
additional information

URL Institute:

Phone:

Account details: This information, which you specify here, will be needed later when logging in to the ECAC forum.

User details: This is your user profile which will help the administrators and other users to identify you.

Registration

1

CONFIRMATION OF REGISTRATION

Enter the code::

This question is a means of preventing automated form submissions by spambots.

Submit

[Home](#) < [Board index](#)

Code: Contact ECAC-office to get the activation code.

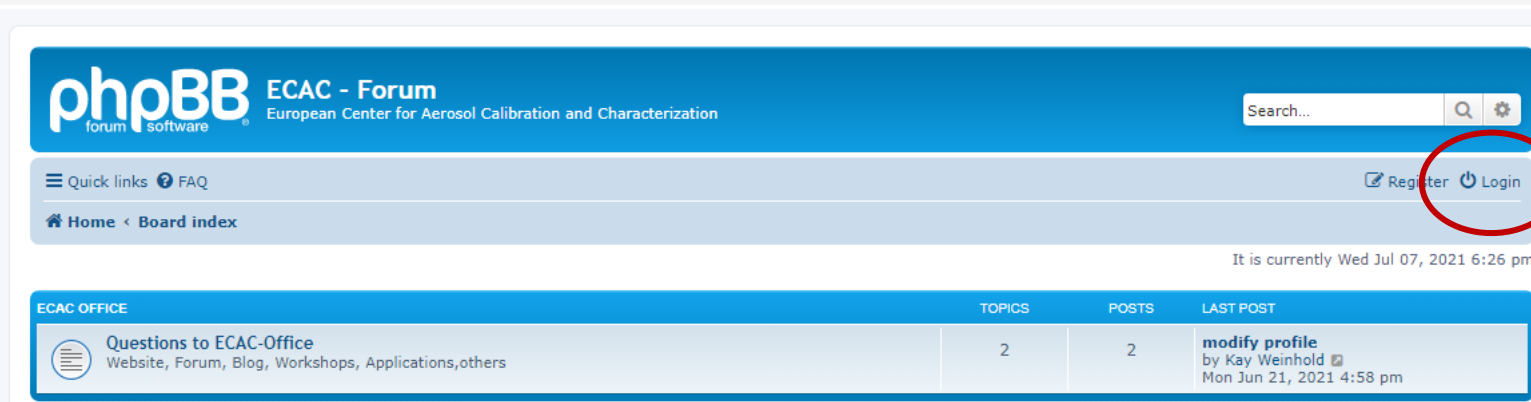
Done! Now you can use ECAC-Forum.

Submit: Confirm your registration. You will receive an automatically generated e-mail requesting for confirmation of your registration. ECAC-Office will review the request and you will receive a second e-mail to activate your account. This can usually take one day.

Done! Now you can use ECAC-Forum.

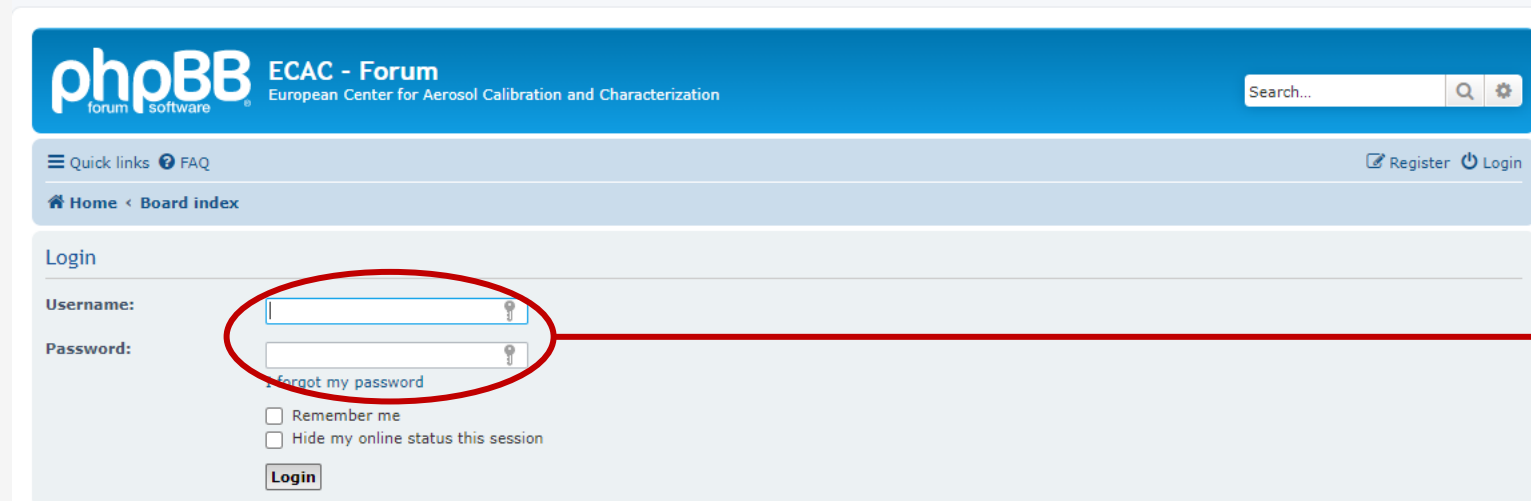
Log in

2



The screenshot shows the top navigation bar of the phpBB forum. The header includes the phpBB logo, the forum name "ECAC - Forum", and the full name "European Center for Aerosol Calibration and Characterization". A search bar is located on the right. Below the header, there are quick links for "Home" and "Board index", and buttons for "Register" and "Login". The "Login" button is circled in red.

Login: Use the account details you specified during registration.



The screenshot shows the login form on the forum. It includes a "Login" heading, a "Username:" label with an input field, and a "Password:" label with an input field. Both input fields are circled in red. Below the password field, there is a "forgot my password" link, two checkboxes for "Remember me" and "Hide my online status this session", and a "Login" button.

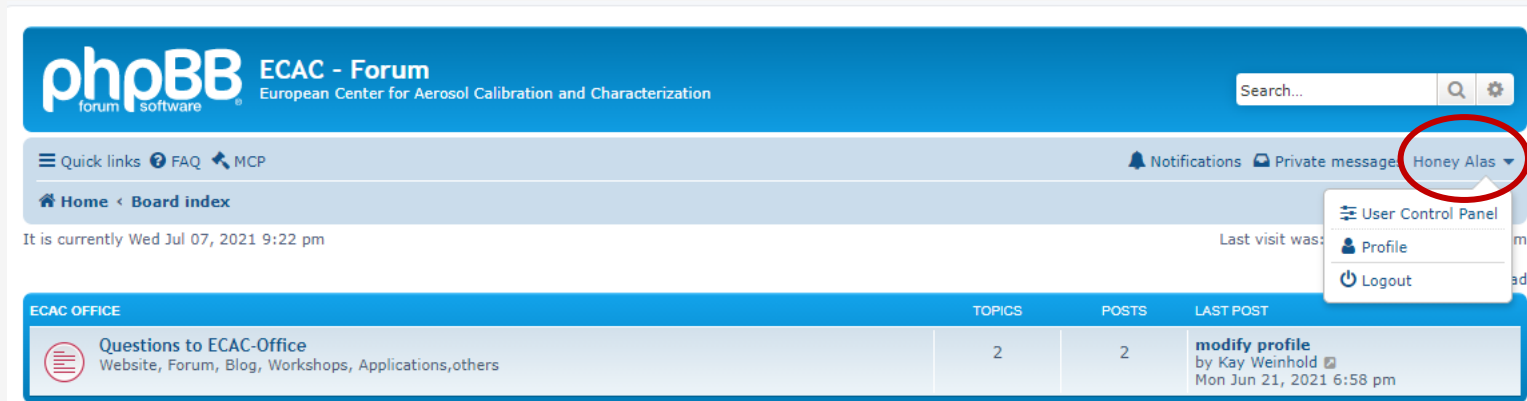
Username: Enter your account name

Password: Enter your password

Info: If you forget your account information, you can also reset it.

Change account settings

3



The screenshot shows the phpBB forum interface for ECAC - Forum. The user name 'Honey Alas' is circled in red, and a dropdown menu is open below it, containing 'User Control Panel', 'Profile', and 'Logout'. A red arrow points from the dropdown menu to the text on the right.


phpBB forum software ECAC - Forum European Center for Aerosol Calibration and Characterization

Search... [Q] [G]

Quick links [FAQ] [MCP] Notifications Private message Honey Alas

Home < Board index

It is currently Wed Jul 07, 2021 9:22 pm Last visit was: [m] [ad]

ECAC OFFICE	TOPICS	POSTS	LAST POST
 Questions to ECAC-Office Website, Forum, Blog, Workshops, Applications,others	2	2	modify profile by Kay Weinholt [m] Mon Jun 21, 2021 6:58 pm

account: Under your account name you can find your profile and the “user control panel”, as well as to log out from the forum.

User Control Panel: This interface offers you all the possibilities to modify the settings of your account and to configure all relevant forum settings. More information on the next page.

Change account settings

3

User Control Panel

Overview Profile Board preferences Private messages Usergroups Friends & Foes

Manage subscriptions

Below is a list of forums and topics you are subscribed to. You will be notified of new posts in either. To unsubscribe mark the forum or topic and then press the *Unwatch marked* button.

Front page

Manage subscriptions

Manage bookmarks

Manage drafts

Manage attachments

Manage notifications

WATCHED FORUMS

LAST POST

MARK



General ACTRIS & GAW recommendation documents
Unit: WCCAP, PACC, ERLAP, ACMCC, CCC, OGTAC-CC, EMC2

by angela.marinoni
Wed Jul 07, 2021 4:35 pm



WATCHED TOPICS

You are not subscribed to any topics.

Unwatch marked

Mark all • Unmark all

Manage subscriptions: Here you can manage all the categories you have subscribed to in the forum.

Additional overview: Furthermore, as a creator of a topic, you can manage the following fields like bookmarks, drafts, attachments and notifications.

Change account settings

3

User Control Panel

Overview Profile Board preferences Private messages Usergroups Friends & Foes

Edit profile [View profile]

Please note that this information may be viewable to other members. Be careful when including any personal details. Any fields marked with a * must be completed.

Edit profile

Edit signature

Edit avatar

Edit account settings

Manage "Remember Me" login keys

Birthdays:
Setting a year will list your age when it is your birthday. Day: -- Month: -- Year: --

First Name: * Honey

Last Name: * Alas

Institute/Company: * TROPOS

Profile: Here you can make changes to your own profile.

User Control Panel

Overview Profile Board preferences Private messages Usergroups Friends & Foes

Edit signature

This is a block of text that can be added to posts you make. There is a 255 character limit.

Edit profile

Edit signature

Edit avatar

Edit account settings

Manage "Remember Me" login keys

B **I** **U** **</>** **☰** **☰** ***** **🖼️** **🔗** **💧** **Normal** ▾

Smilies

☺️ ☹️ 😊 😞 😏 😡 😢 😣 😤 😥 😦 😧 😨 😩 😪 😫 😬 😭 😮 😯 😰 😱 😲 😳 😴 😵 😶 😷 😸 😹 😺 😻 😼 😽 😾 😿 😺 😻 😼 😽 😾 😿 😸 😹 😺 😻 😼 😽 😾 😿

Signature: Each contribution can be provided with a signature, such as: Unit head WCCAP or Operator measurement station Melpitz.

Edit profile

Edit signature

Edit avatar

Edit account settings

Manage "Remember Me" login keys

Username:
Length must be between 3 characters and 20 characters. **Honey Alas**

Email address: alas@tropos.de

New password:
Must be at least 6 characters long.

Confirm password:
You only need to confirm your password if you changed it above.

Account settings: The access password for your account can be changed at this point.

Change account settings

User Control Panel

Overview Profile **Board preferences** Private messages Usergroups Friends & Foes

Edit notification options

Here you can set your preferred notification methods for the board.

NOTIFICATION TYPE	NOTIFICATIONS	EMAIL
Posting Notifications		
Your topics/posts are approved or disapproved by a moderator	<input checked="" type="checkbox"/>	<input type="checkbox"/>
Someone replies to a topic you have bookmarked	<input checked="" type="checkbox"/>	<input type="checkbox"/>
Someone replies to a topic to which you are subscribed	<input checked="" type="checkbox"/>	<input checked="" type="checkbox"/>
Someone quotes you in a post	<input checked="" type="checkbox"/>	<input type="checkbox"/>
Someone creates a topic in a forum to which you are subscribed	<input checked="" type="checkbox"/>	<input checked="" type="checkbox"/>
Someone replies to a topic in a forum to which you are subscribed	<input checked="" type="checkbox"/>	<input type="checkbox"/>
Moderation Notifications		
A post or topic needs approval	<input checked="" type="checkbox"/>	<input type="checkbox"/>
Someone reports a post	<input checked="" type="checkbox"/>	<input type="checkbox"/>
Miscellaneous Notifications		
Someone sends you a private message	<input checked="" type="checkbox"/>	<input type="checkbox"/>
Your report on a private message is closed by a moderator	<input checked="" type="checkbox"/>	<input type="checkbox"/>
Your report on a post is closed by a moderator	<input checked="" type="checkbox"/>	<input type="checkbox"/>

Submit

Mark all • Unmark all

Board preferences: Under "edit notification options" you can customize your notifications and define whether you want to be notified by e-mail. Changes will take effect after confirmation.

Additional setting: In addition, the "private messages", "Usergroups" and Friends sections can be used to manage communications with forum members and friendships. If more information is needed, please use the "Questions to ECAC-Forum" category in the forum. We will then answer your question.

How to use the ECAC forum

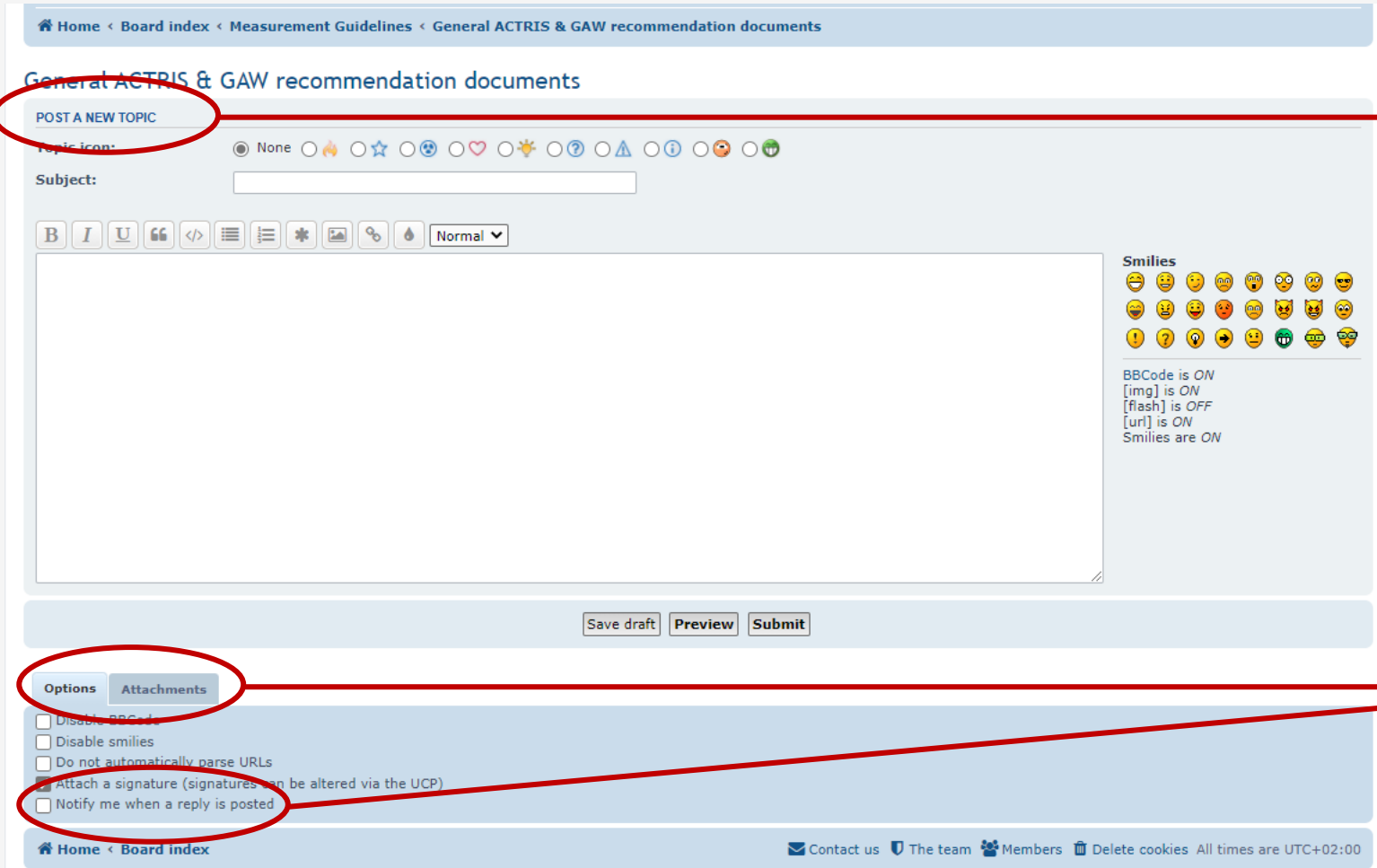
ECAC OFFICE	TOPICS	POSTS	LAST POST
Questions to ECAC-Office Website, Forum, Blog, Workshops, Applications, others	2	2	modify profile by Kay Weinhold Mon Jun 21, 2021 6:58 pm
MEASUREMENT GUIDELINES			
General ACTRIS & GAW recommendation documents Unit: WCCAP, PACC, ERLAP, ACMCC, CCC, OGTAC-CC, EMC2	1	3	Re: level 2 flags by angela.marinoni Wed Jul 07, 2021 4:35 pm
Aerosol inlets and conditioning Unit: WCCAP Moderator: Honey Alas	0	0	No posts
Particle number concentration > 10 nm Unit: WCCAP	0	0	No posts
Particle number size distribution - mobility diameter 10 to 800 nm Unit: WCCAP	1	3	Re: TROPOS inversion program by Kay Weinhold Mon Jun 21, 2021 6:00 pm
Particle light scattering & backscattering coefficient - multi-wavelength, within PM10 fraction Unit: WCCAP	1	1	Integrating Nephelometer TSI ... by JPP Tue Jun 22, 2021 2:51 pm
Particle light absorption coefficient and equivalent black carbon concentration, within PM10 fraction Unit: WCCAP	0	0	No posts
Nano particle number concentration < 10 nm Unit:	0	0	No posts
Nano particle number size distribution 1 to 20 nm Unit:	0	0	No posts
Particle number size distribution - aerodynamic diameter 0.8 to 10 µm Unit:	0	0	No posts
Cloud condensation nuclei number concentration Unit: WCCAP	0	0	No posts
Mass concentration of particulate organic tracers Unit:	0	0	No posts

Navigation: Here you can quickly navigate between the individual levels and have an overview of where you are.

Category: This indicates the main category where subcategories are located. Each subcategory can be subscribed to and posts or comments can be published.

Post: Categories that are highlighted in red have a new post since your last activity in the forum.

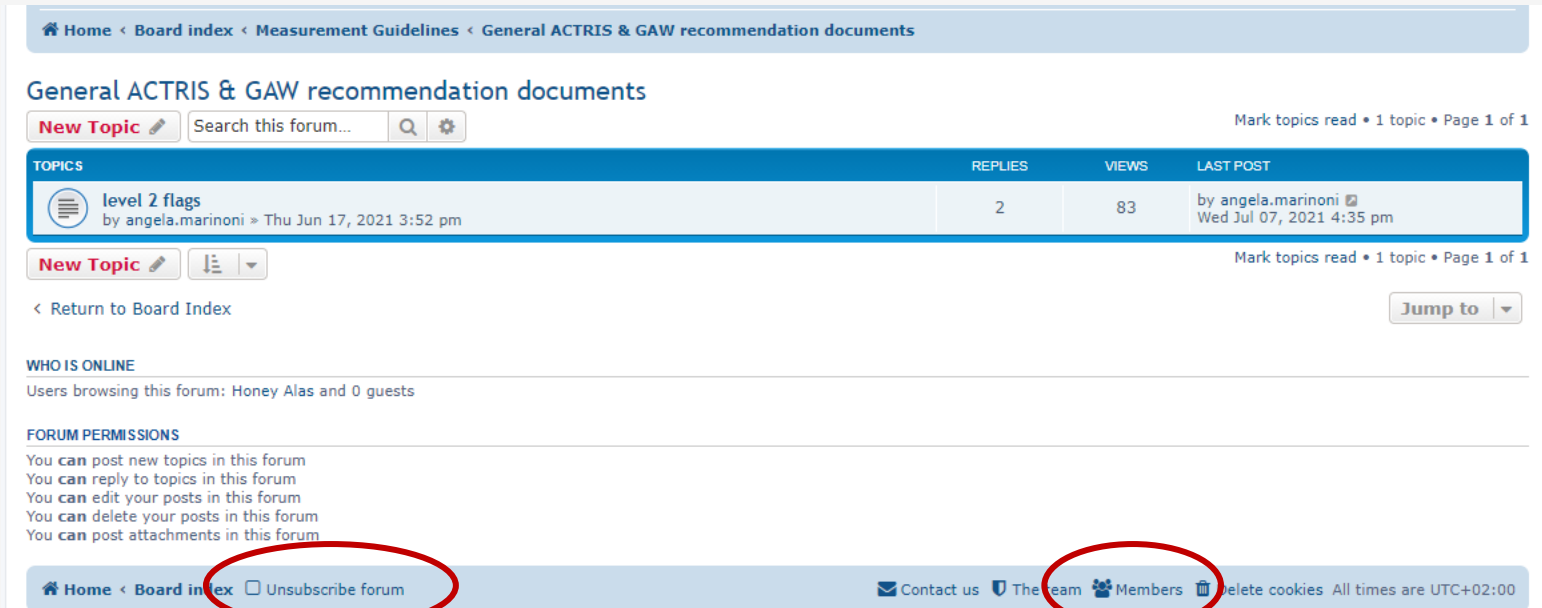
How to use the ECAC forum



New Topic: A new post can be created in each category. To do this, simply click on the "New Topic" button. Create an individual post according to your needs.

Additional settings: Additional settings can be made here and attachments can be inserted. Furthermore, a notification note can be added specifically for this post.

How to use the ECAC forum



Subscribe: To subscribe to any category, click on the "subscribe forum" selection. You will receive a message confirming your subscription and the button will change to "unsubscribe forum". All subscribed categories and settings for e-mail notifications can be found under your "user control panel". Another click on the "unsubscribe forum" button will end the subscription.

Members: List of all members who are registered in the forum.